

# Quick Start Guide - iPhone StockMove Express

## Phone Requirements

**Stock Move Express** for iPhone requires an iPhone running iOS version 7.1 and higher. The phone will need Internet access via mobile data or Wi-Fi.

1.



### Download StockMove Express

- ▶ Touch the App Store icon on your iPhone or iPad.
- ▶ In the search box at the top, search for 'shearwell stock move'
- ▶ Select **StockMove Express** in the search result, then press **Get**
- ▶ The button changes to **Install**; press **Install** to start downloading the app.
- ▶ Press **Open** to start **StockMoveExpress**.

2.



### Register with NLMD-LT

You must have an NLMD account to use StockMove Express.

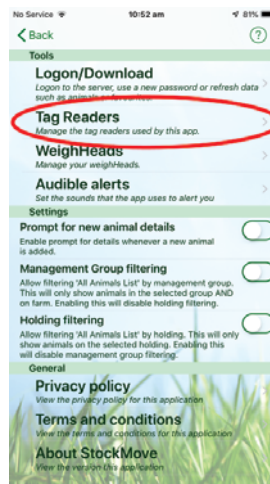
- ▶ Open **StockMove Express**. Register as a new user or log in if you already have an account.
- ▶ You can also register online at [www.nlmd-lt.co.uk](http://www.nlmd-lt.co.uk)
- ▶ Remember your user name and password - you will need them to log into **StockMove Express**

3.



### Connect to your stick reader

- ▶ Turn on your stick reader.
- ▶ Open **StockMove Express**. If a message appears telling you to switch on Bluetooth, press **Settings** and turn on Bluetooth.
- ▶ Touch the settings icon.
- ▶ Touch **Tag Readers**
- ▶ Press **Add Tag Reader**. The app will now scan for all Bluetooth devices in range.

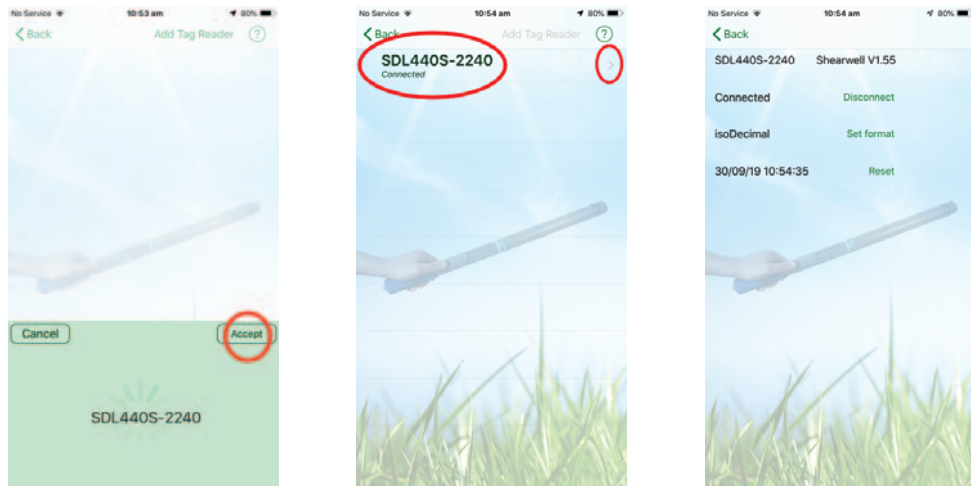


- ▶ On the back of the stick reader, look for a label with the Bluetooth name. It will start with SDL440S- followed by some digits. For example: SDL440S-1234



# Quick Start Guide - iPhone StockMove Express

- ▶ Once the scan is complete, you will see the stick reader's Bluetooth name in the list. Select it and press **Accept**.
- ▶ The phone will indicate that it is connected to the reader and the stick reader's blue light will also shine. Your phone will try to automatically connect to this reader whenever you are on a screen which can accept tag reads.
- ▶ Touch the arrow beside your stick reader number to view details about the stick reader and some configurations options.

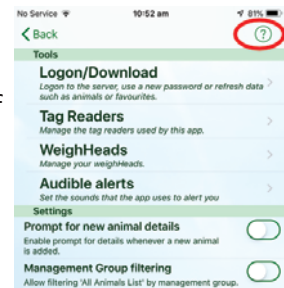


4.



## Use the *StockMove Express* Help Guide

Touch the help icon at the top right-hand corner of any page to open a help screen.




5.



## Learn about NLMD-LT

- ▶ Go to [www.nlmd-lt.co.uk](http://www.nlmd-lt.co.uk)
- ▶ Click on **Getting Started**



### Setting Up

- Import Existing Animals
- Send Cattle Birth, Movements and Deaths to BCMS
- Send Sheep Movements to ARAMS (sheep movement database for England)
- Send Sheep Movements, Tag Applications and Deaths to ScotEID
- Add Holdings To Your Account
- Change Your Account Details
- Change Your Password



For technical support telephone: **+44 (0) 1643 841815**  
Monday to Friday between 8am - 5pm GMT.  
You can email technical support at: [admin@nlmd.co.uk](mailto:admin@nlmd.co.uk)  
Check out our Getting Started section on [www.nlmd-lt.co.uk](http://www.nlmd-lt.co.uk)